



District Report Card: 2017


State: Himachal Pradesh	District: Kinnaur
Class: 3	Subject: Language
Schools: 60	Students: 326


Participation/Coverage


Students

<div>GENDER</div> <div></div>	Boys		Girls	
	Number	%	Number	%
	147	45.09	179	54.91

<div>AREA</div> <div></div>	Rural		Urban	
	Number	%	Number	%
	326	100.00	0	0.00

<div>CATEGORY</div> <div></div>	SC		ST		OBC		GEN	
	Number	%	Number	%	Number	%	Number	%
	113	34.66	90	27.61	14	4.29	109	33.44

<div>CWSN</div> <div></div>	LD	VI	HI	S&LD	ID	Oth
	0	0	1	1	1	0

<div>Management</div> <div></div>	Government		Government-aided	
	Number	%	Number	%
	326	100.00	0	0.00

Average Performance of Students in Language (%)

Overall	Gender		Area		Management		Social Group			
	Male	Female	Rural	Urban	Govt.	Aided	SC	ST	OBC	GEN
72.92	70.84	74.64	72.92	0.00	72.92	0.00	73.86	74.96	70.00	70.64

Performance on Learning Outcomes (LOs)

Learning Outcomes	Description	Average Performance(%)
L304	Reads small texts with comprehension i.e., identifies main ideas, details, sequence and draws conclusions	73.77
L312	Reads printed scripts on the classroom walls: poems, posters, charts etc.	71.23

Range of Performance of Students who Answered Correctly							
Below 30%		30% - 50%		50% - 75%		Above 75%	
Number	%	Number	%	Number	%	Number	%
4	1.23	38	11.66	126	38.65	158	48.47

Lowest Performing Learning Outcomes (LOs)

1 - Reads printed scripts on the classroom walls: poems, posters, charts etc. (71.23)

2 - Reads small texts with comprehension i.e., identifies main ideas, details, sequence and draws conclusions (73.77)